

LOCAL SOURCE, NATIONAL NETWORK

Since 1970, A.C.T. Metal Deck Supply has prided itself on fulfilling the needs of metal deck users in the building community.

Our 15 distribution centers allow us to meet your metal deck needs with lower costs, tighter turnaround times, and better service overall.

Our strong manufacturer relationships allow us to provide you with any size metal deck order, while meeting your lead times.

Save time and money by using A.C.T. Metal Deck Supply as your one-stop metal deck shop™.



DISTRIBUTION CENTERS

Albany, NY | Atlanta, GA | Aurora, IL | Columbus, OH | Ft. Worth, TX | Greensboro, NC
 Hagerstown, MD | Houston, TX | Indianapolis, IN | Jacksonville, FL | Kansas City, MO
 Knoxville, TN | Orlando, FL | San Antonio, TX | St. Louis, MO

METALDECKSUPPLY.COM

Our mission at A.C.T. Metal Deck Supply is to fulfill the needs of the metal deck user with integrity and reliability, while promoting the personal growth and well-being of our employees and their families.



METALDECKSUPPLY.COM

METAL DECK REPLACEMENT?



ANY SIZE. ANY PLACE. ANY TIME.



METALDECKSUPPLY.COM

MEMBER



APPROVED



Factory Mutual System

DISTRIBUTOR



(630) 978-7800 | 1601 EMILY LANE, AURORA, IL 60502 | (800) 894-7741


(630) 978-7800 | 15 LOCATIONS | (800) 894-7741



METALDECKSUPPLY.COM

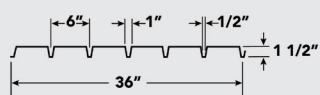

YOUR ONE-STOP METAL DECK SHOP™

With a network of 15 locations and extensive inventory, A.C.T. Metal Deck Supply is the largest metal deck distributor in the country. A.C.T. is your source whether you need immediate stock from our local warehouse, or a couple of truckloads for a new project. We stock all the metal deck you need in all types, gauges and finishes, as well as project manage for any size job. **Any Size. Any Place. Any Time.**

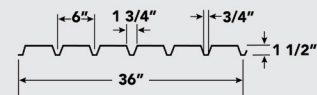



ROOF DECK

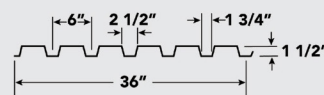

"A" Roof Deck



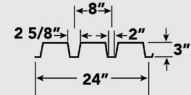
"F" Roof Deck



"B" Roof Deck



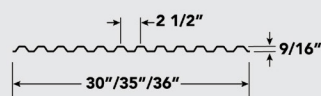

"N" Roof Deck



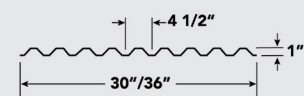

FORM DECK

PITCHES VARY, PLEASE CALL TO CONFIRM

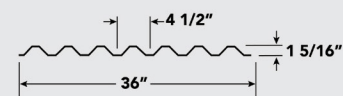

9/16" Form Deck



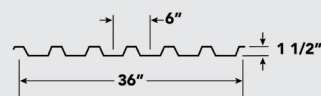

1" Form Deck



1-5/16" Form Deck

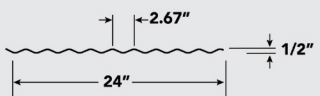



1.5" Form Deck

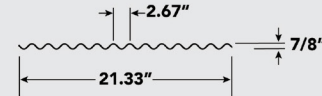



ROOFING & SIDING


1/2" Roofing & Siding




7/8" Roofing & Siding




SPECIALTY DECK



Deep Decks, Cellular, Acoustic, Stainless Steel, Dovetail




ACCESSORIES



Screws




Insulation Batts



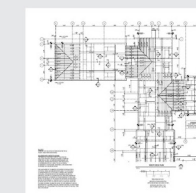
Rubber Closure



Sump Pans



Button Punch



Shop Drawings