



Manage all  
your material  
order needs  
with one  
easy-to-use  
solution

## QUICK START GUIDE

Roof Hub Comes  
Packed with  
Information to  
Help You Run  
Your Business  
More Efficiently



**ROOFHUB.PRO**

- **Delivery Cockpit (w/Real-Time Tracking)**
- **Interactive Hail Maps**
- **Smart Templates Technology**
- **Automated Supplier Promotions**
- **Smart-Color Technology**
- **Quick Order Templates**
- **Branch Location Finder**
- **Order & Invoice History**
- **Powerful CRM Integrations**
- **Need More Materials**

1

## DIRECT REGISTRATION

1. Go To [roofhub.pro](http://roofhub.pro) or download the app from Google Play or the App Store

2. Choose your language (if other than English)

Required registration elements can easily be found on any copy of an SRS Invoice

3. Click the **REGISTER** button

2

## DASHBOARD OVERVIEW

Users have easy access to their Order Hub (allowing them to **CREATE NEW ORDER** or build a **NEW ORDER TEMPLATE** or View Existing Order Templates

The **Delivery Cockpit** provides real-time delivery tracking information on all open orders

AccuWeather gives users the local weather forecast and provides a storm icon if rain in the forecast on the scheduled delivery day

User tabs give the user access to their profile to add their logo, view and add users, change their password, and set communication preferences

User can expand the open delivery to utilize the Need More feature, save the order as a template, or Track the Order

3

## ONLINE ORDERING

Roof Hub defaults the closest branch to the job location (Users can change if the closest branch is not the preferred branch for the delivery)

Job Account (i.e., Ship To's) are displayed based on Job Accounts eligible to the shipping Branch

Users can select TBD if they're unsure of the ship date - the order will be populated as 12/31/2049

Users can enter special instructions, requests, or items

The light bulb icon identifies Roof Hub's Smart Template recommendation based on the customer's purchase history

User created templates are grouped by the shingle brand used

4

## NEED MORE FEATURE

2. The first step is choosing to have the materials delivered or picked up at the branch

3. The second step is to provide a P.O.# and Job Name

1. Users can easily use the **NEED MORE** function to order more materials for the job



5

## DELIVERY COCKPIT

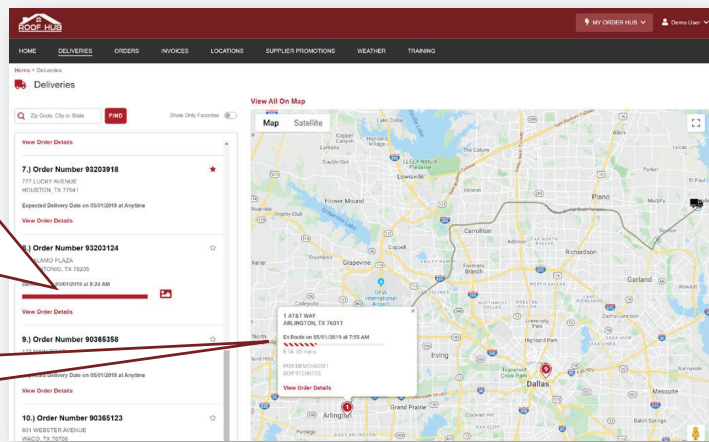
A user can easily tell the status of each job by one of the following Delivery Status bars:

 En-Route (with ETA in real time)

 Being Delivered

 Delivered (with access to delivery photos)

Estimated Time of Arrival is displayed once a delivery is En-Route



Once the Delivery is En-Route to the Job Site, the exact vehicle location is displayed to the user

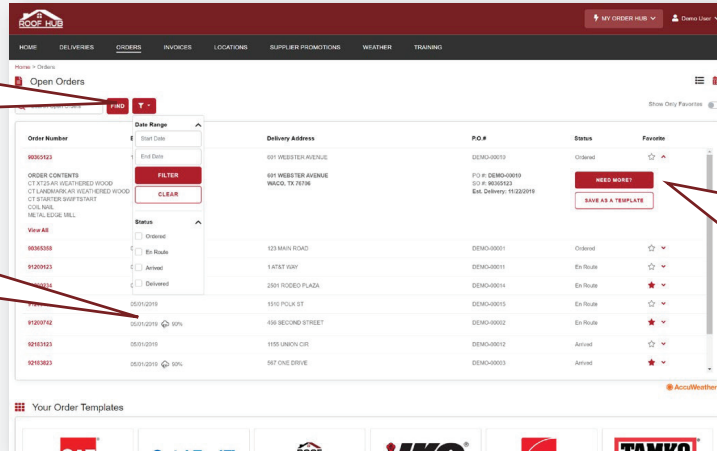
Users can use the google map features in Roof Hub like Street View and Satellite View

6

## ORDERS DASHBOARD

Filtering Orders displayed is easy - just use the filter capabilities enabled in Roof Hub

Weather Alert icons are displayed if Accuweather Weather Alerts are found for the Expected Delivery Date



Users can see Orders in List View or Calendar View

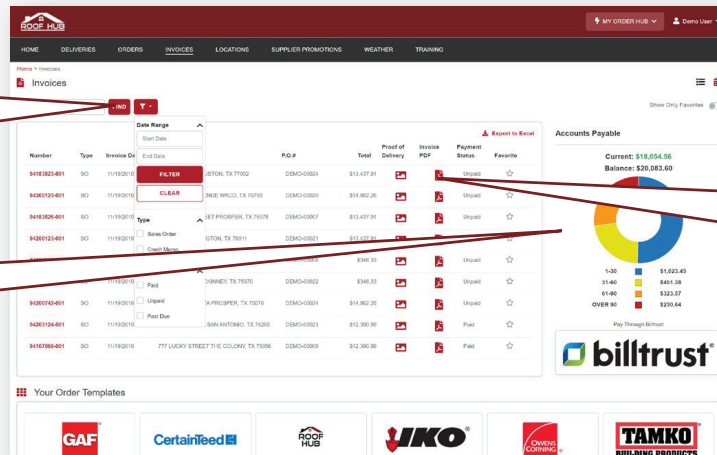
Users can easily use the Need More function to order more materials for the job OR save an existing order as a template

7

## INVOICES DASHBOARD

Filtering Invoices displayed is easy - just use the filter capabilities enabled in Roof Hub

Accounts Payables are visible (if the User has Trends Access in Edit User Profile)



Users can see Orders in List View or Calendar View

Click the Photo Icon to download the P.O.D. OR PDF Icon to download the Invoice PDF

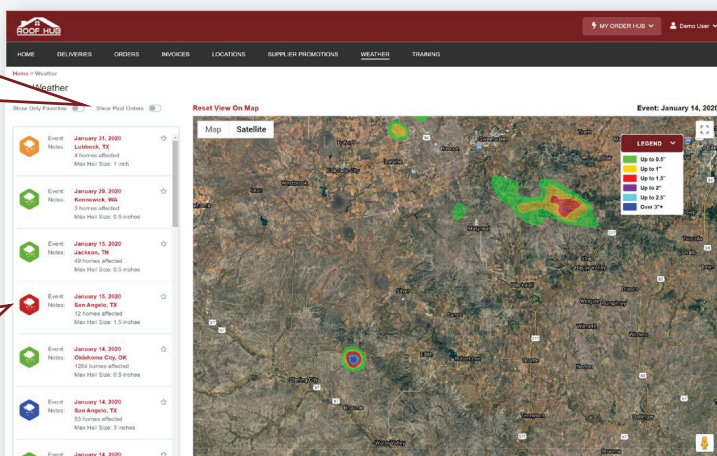
A link to Bill Trust. (It will NOT automatically login the user to Bill Trust)

8

## INTERACTIVE HAIL MAPS

Users can select Show Past Orders to display previous deliveries SRS has made for the Account

Severity of the Hail Event is easily determined using the Hail Icon color (See Hail Color Legend on the Hail Map)



Roof Hub provides FREE, detailed Hail Maps for the last five day's weather

Users can use the Street View and Satellite View google map features in Roof Hub

When selecting items, Roof Hub recommends and ranks items based on the Customer's Purchase History

Users can still type in the item and Roof Hub will search for the closest item to that searched item

Roof Hub Templates can be Color or Quantity specific

Simply enable the **Color** or **Quantity** checkbox to allow Roof Hub to make these selections

Users with Owner/Executive roles are the only users who can access/edit other users profiles.

Owner/Executive roles can deactivate users in Roof Hub.

Users can change their default home branch using **Set As Home Branch** in Roof Hub.

The **Abilities** section controls what user can see in Roof Hub - for example, if Pricing is deactivated, pricing will not be displayed for the user in Roof Hub

Users can control what deliveries, orders, and invoices they see in Roof Hub

experience the POWER of



ROOFHUB.PRO



The strongest National  
Network of Independent  
Roofing Distributors

